



**CAT**<sup>®</sup>

# Scale Model Replicas

DIECAST MASTERS COMPANY LIMITED



**NEW THIS YEAR: EVOLUTION SERIES**

*1:50 Scale Cat<sup>®</sup> 966A Wheel Loader and  
966M Wheel Loader. Full details pages 78-80.*

**DM**  
**DIECAST  
MASTERS**<sup>™</sup>

*Real Replicas*

2018

# HIGH LINE SERIES™



*Packaged in collectible metal tins.*

# HIGH LINE SERIES™

## HYDRAULIC EXCAVATORS

85239	1:32 Cat® 308E2 CR SB Mini Excavator	5
85569	1:50 Cat® 320 Hydraulic Excavator	6
85570	1:50 Cat® 320 GC Hydraulic Excavator	7
85571	1:50 Cat® 323 Hydraulic Excavator	8
85931	1:50 Cat® 320F L Hydraulic Excavator	9
85924	1:50 Cat® 323F L Hydraulic Excavator	10
85925	1:50 Cat® 335F L Hydraulic Excavator	11
85241	1:50 Cat® 336D L Hydraulic Excavator	12
85279	1:50 Cat® 336E H Hydraulic Excavator	13
85943	1:50 Cat® 349F L XE Hydraulic Excavator	14
85274	1:50 Cat® 374D L Hydraulic Excavator	15
85284	1:50 Cat® 390F L Hydraulic Excavator	16
85508	1:50 Cat® M318F Wheeled Excavator	17

## TRACK-TYPE TRACTORS

85281	1:50 Cat® D5K2 LGP Track-Type Tractor	18
85192	1:50 Cat® D6K XL Track-Type Tractor	19
85197	1:50 Cat® D6T XW Track-Type Tractor	20
85224	1:50 Cat® D7E Track-Type Tractor – 8U Blade	21
85555	1:50 Cat® D7E Track-Type Tractor	22
85566	1:50 Cat® D8T Track-Type Tractor – Pipeline	23
85944	1:50 Cat® D9T Track-Type Tractor	24
85532	1:50 Cat® D10T2 Track-Type Tractor	25
85212	1:50 Cat® D11T Track-Type Tractor	26
85565	1:50 Cat® D11T Track-Type Tractor – JEL	27
85567	1:50 Cat® D11T CD Carrydozer	28
85272	1:50 Cat® 587T Pipelayer	29

## WHEEL TRACTOR-SCRAPERS

85235	1:50 Cat® 613G Wheel Tractor-Scraper	30
85920	1:50 Cat® 621K Wheel Tractor-Scraper	31
85921	1:50 Cat® 627K Wheel Tractor-Scraper	32
85175	1:50 Cat® 657G Wheel Tractor Scraper	33

## WHEEL LOADERS

85557	1:50 Cat® 906M Wheel Loader	34
85294	1:32 Cat® 910K Wheel Loader	35
85266	1:50 Cat® 930K Wheel Loader	36
85228	1:50 Cat® 938K Wheel Loader	37
85914	1:50 Cat® 950M Wheel Loader	38
85928	1:50 Cat® 966M Wheel Loader	39
85927	1:50 Cat® 972M Wheel Loader	40
85296	1:50 Cat® 980K Wheel Loader – Rock	41
85543	1:50 Cat® 980M Wheel Loader	42
85292	1:50 Cat® 982M Wheel Loader	43
85901	1:50 Cat® 988K Wheel Loader	44
85257	1:50 Cat® 993K Wheel Loader	45
85505	1:50 Cat® 994K Wheel Loader – Rock	46
85533	1:50 Cat® 994K Wheel Loader – Coal	47
85572	1:50 Cat® 963K Track Loader	48

## BACKHOE LOADERS

85233	1:50 Cat® 420F2 IT Backhoe Loader	49
85249	1:50 Cat® 432F2 Side Shift Backhoe Loader	50

## OFF-HIGHWAY TRUCKS

85501	1:50 Cat® 740B Articulated Truck	51
85500	1:50 Cat® 740B EJ Articulated Truck	52
85528	1:50 Cat® 745 Articulated Truck	53
85909	1:50 Cat® 775G Off-Highway Truck	54
85273	1:50 Cat® 793F Mining Truck	55
85515	1:50 Cat® 795F AC Mining Truck	56
85206	1:50 Cat® 797F Mining Truck	57
85518	1:125 Cat® 793F Mining Truck	58

## MOTOR GRADERS

85519	1:50 Cat® 12M3 Motor Grader	59
85236	1:50 Cat® 140M Motor Grader	60
85544	1:50 Cat® 140M3 Motor Grader	61
85189	1:50 Cat® 14M Motor Grader	62
85545	1:50 Cat® 14M3 Motor Grader	63
85507	1:50 Cat® 16M3 Motor Grader	64
85521	1:50 Cat® 18M3 Motor Grader	65
85522	1:50 Cat® 18M3 Motor Grader – Black	66
85552	1:50 Cat® 24 Motor Grader	67

## COMPACT CONSTRUCTION

85525	1:50 Cat® 242D Skid Steer Loader	68
85526	1:50 Cat® 259D Compact Track Loader	69

## FORESTRY

85922	1:50 Cat® 568 LL Log Loader	70
85923	1:50 Cat® 568 GF Road Builder	71
85917	1:50 Cat® 988K with Log Grapple	72
85932	1:50 Cat® 555D Wheel Skidder	73

## MATERIAL HANDLER

85919	1:50 Cat® 3049 Material Handler	74
-------	---------------------------------	----

## TELEHANDLER

85278	1:32 Cat® TH407C Telehandler	75
-------	------------------------------	----

## UNDERGROUND MINING

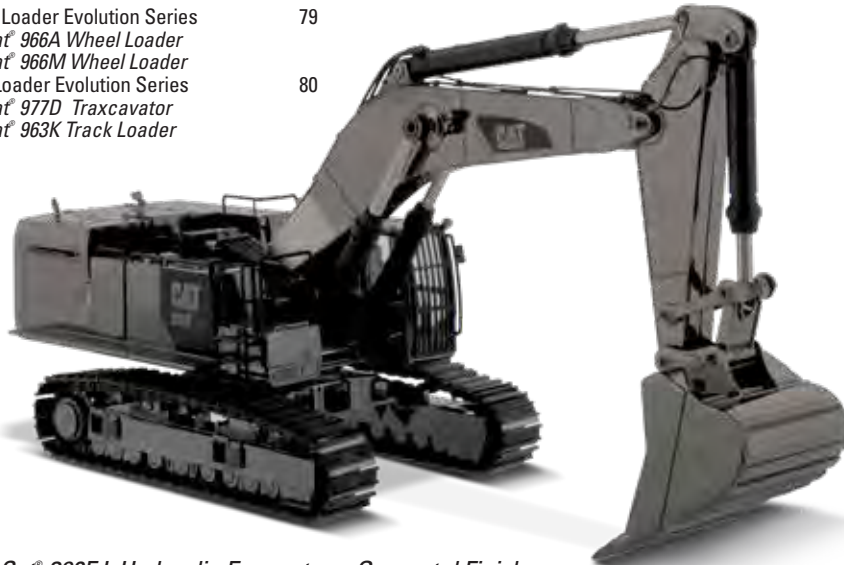
85297	1:50 Cat® R3000H Underground Loader	76
85516	1:50 Cat® AD60 Underground Truck	77



## Commemorative SERIES

- 85517 1:50 Cat® D11T Track-Type Tractor –  
Copper Finish 82
- 85547 1:50 Cat® 390F L Hydraulic Excavator –  
Gunmetal Finish 83

- 85558 Wheel Loader Evolution Series 79  
1:50 Cat® 966A Wheel Loader  
1:50 Cat® 966M Wheel Loader
- 85559 Track Loader Evolution Series 80  
1:50 Cat® 977D Traxcavator  
1:50 Cat® 963K Track Loader



1:50 Scale Cat® 390F L Hydraulic Excavator – Gunmetal Finish.  
Full details page 83.



- 85535 1:125 Cat® 994K Wheel Loader 85
- 85536 1:125 Cat® 797 Mining Truck 85
- 85537 1:125 Cat® 390F L Hydraulic Excavator 85
- 85538 1:125 Cat® D11T Track-Type Tractor 86
- 85539 1:125 Cat® 24M Motor Grader 86

## HO SERIES

- 85948 1:87 Cat® 966M Wheel Loader 88
- 85949 1:87 Cat® 972M Wheel Loader 89
- 85520 1:87 Cat® 12M3 Motor Grader 90
- 85130 1:87 Cat® 730 Articulated Truck 91
- 85134 1:87 Cat® 627G Wheel Tractor Scraper 92
- 85177 1:87 Cat® M318D Wheeled Excavator 93
- 85209 1:87 Cat® D9T Track-Type Tractor 94
- 85261 1:87 Cat® 772 Off-Highway Truck 95
- 85262 1:87 Cat® 320D L Hydraulic Excavator 96
- 85263 1:87 Cat® 450E Backhoe Loader 97
- 85534 1:87 EMD SD70ACe-T4 Locomotive –  
Blue/Green 98
- 85546 1:87 EMD SD70ACe-T4 Locomotive –  
Yellow/Black 98

# Cat® 308E2 CR SB Mini Hydraulic Excavator



ITEM NUMBER

**85239**

Scale 1:32

8 7/8 x 3 1/4 x 4 1/4 in.  
206 x 84 x 108mm

AUGER



HYDRAULIC HAMMER



# Cat® 320 Hydraulic Excavator

Next Generation Design

**NEW**



ITEM NUMBER

**85569**

Scale 1:50

7¼ x 2½ x 3-1/8 in.

83 x 63 x 80 mm

*Real Machine Shown  
Model May Vary Slightly*

**HIGH LINE**  
SERIES™

HYDRAULIC EXCAVATORS | 6

# Cat® 320 GC Hydraulic Excavator

Next Generation Design

**NEW**

ITEM NUMBER

**85570**

Scale 1:50

7¼ x 2¼ x 3-1/8 in.  
183 x 58 x 80 mm



*Real Machine Shown  
Model May Vary Slightly*

**HIGH LINE**  
SERIES™

HYDRAULIC EXCAVATORS | 7

# Cat® 323 Hydraulic Excavator

Next Generation Design

**NEW**



ITEM NUMBER

**85571**

Scale 1:50

7¼ x 2½ x 3⅞ in.  
183 x 63 x 80 mm

*Real Machine Shown  
Model May Vary Slightly*

**HIGH LINE**  
SERIES™

HYDRAULIC EXCAVATORS | 8



# Cat® 320F L Hydraulic Excavator



ITEM NUMBER

**85931**

Scale 1:50

7¼ x 2½ x 4 in.  
183 x 64 x 102 mm

# Cat® 323F L Hydraulic Excavator

ITEM NUMBER

**85924**

Scale 1:50

7¼ x 2½ x 4 in.  
183 x 64 x 102mm



# Cat® 335F L Hydraulic Excavator

ITEM NUMBER

**85925**

Scale 1:50

7¾ x 2¾ x 2¾ in.  
196 x 66 x 71mm



# Cat® 336D L Hydraulic Excavator



ITEM NUMBER  
**85241**

Scale 1:50

8¾ x 2⅞ x 3⅞ in.  
223 x 73 x 85mm

# Cat® 336E H Hybrid Hydraulic Excavator



ITEM NUMBER

**85279**

Scale 1:50

8¾ x 2¾ x 3¼ in.  
223 x 71 x 100mm

# Cat® 349F L XE Hydraulic Excavator

ITEM NUMBER

**85943**

Scale 1:50

9 5/8 x 2 5/8 x 3 1/8 in.  
237 x 73 x 81 mm



**NEW**

*Real Machine Shown  
Model May Vary Slightly*

# Cat® 374D L Hydraulic Excavator

ITEM NUMBER

**85274**

Scale 1:50

10 x 3¾ x 4¼ in.  
255 x 95 x 108mm



# Cat® 390F L Hydraulic Excavator



ITEM NUMBER

**85284**

Scale 1:50

11 x 3 $\frac{3}{4}$  x 4 in.  
278 x 92 x 103mm



# Cat® M318F Wheeled Excavator

ITEM NUMBER  
**85508**

Scale 1:50

6¾ x 2 x 2½ in.  
172 x 51 x 64 mm

DITCH BUCKET



# Cat® D5K2 LGP Track-Type Tractor



ITEM NUMBER  
**85281**

Scale 1:50

4 $\frac{3}{8}$  x 2 $\frac{5}{8}$  x 2 $\frac{3}{4}$  in.  
111 x 66 x 70mm

# Cat® D6K XL Track-Type Tractor



ITEM NUMBER

**85192**

Scale 1:50

4 $\frac{7}{8}$  x 2 $\frac{7}{8}$  x 2 $\frac{5}{8}$  in.  
124 x 73 x 68mm

# Cat® D6T XW VPAT Track-Type Tractor



ITEM NUMBER

**85197**

Scale 1:50

5¼ x 3¾ x 2¾ in.  
135 x 93 x 70mm

# Cat® D7E Track-Type Tractor



ITEM NUMBER

**85224**

Scale 1:50

5½ x 3¼ x 3¾ in.  
150 x 81 x 85mm

# Cat® D7E Track-Type Tractor

Pipeline Configuration

**NEW**



ITEM NUMBER

**85555**

Scale 1:50

5½ x 3¾ x 2⅞ in.

139 x 91 x 74 mm

*Prototype Shown  
Model May Vary Slightly*

**HIGH LINE**  
SERIES™

TRACK-TYPE TRACTORS | 22

# Cat® D8T Track-Type Tractor

with 8U Blade

ITEM NUMBER

**85566**

Scale 1:50

6½ x 3¾ x 2⅞ in.  
166 x 85 x 72 mm



**NEW**

*Prototype Shown  
Model May Vary Slightly*

# Cat® D9T Track-Type Tractor



ITEM NUMBER

**85944**

Scale 1:50

7 x 3¼ x 3¼ in.  
178 x 96 x 81 mm



# Cat® D10T2 Track-Type Tractor

ITEM NUMBER

**85532**

Scale 1:50

7<sup>5</sup>/<sub>8</sub> x 4<sup>1</sup>/<sub>8</sub> x 3<sup>1</sup>/<sub>2</sub> in.  
188 x 98 x 90 mm



# Cat® D11T Track-Type Tractor



ITEM NUMBER

**85212**

Scale 1:50

9½ x 5¼ x 4⅞ in.  
240 x 132 x 105mm

# Cat® D11T Track-Type Tractor

JEL Design

**NEW**



ITEM NUMBER

**85565**

Scale 1:50

9 x 4 $\frac{7}{8}$  x 4 in.  
230 x 125 x 101 mm

*Prototype Shown  
Model May Vary Slightly*

**HIGH LINE**  
SERIES™

TRACK-TYPE TRACTORS | 27

# Cat® D11T CD Carrydozer

**NEW**



ITEM NUMBER

**85567**

Scale 1:50

8 7/8 x 5 1/4 x 4 in.  
226 x 134 x 101 mm

*Prototype Shown  
Model May Vary Slightly*

**HIGH LINE**  
SERIES™

TRACK-TYPE TRACTORS | 28

# Cat<sup>®</sup> 587T Pipelayer



ITEM NUMBER

**85272**

Scale 1:50

9 x 4 $\frac{1}{8}$  x 4 in.  
229 x 105 x 100mm

# Cat® 613G Wheel Tractor-Scraper

ITEM NUMBER

**85235**

Scale 1:50

8¼ x 2½ x 3⅞ in.  
210 x 58 x 80mm



# Cat® 621K Wheel Tractor-Scraper



ITEM NUMBER

**85920**

Scale 1:50

12½ x 2⅞ x 3¼ in.  
317 x 73 x 81 mm

# Cat® 627K Wheel Tractor-Scraper



ITEM NUMBER

**85921**

Scale 1:50

11 x 2 $\frac{7}{8}$  x 3 $\frac{1}{4}$  in.  
281 x 73 x 81 mm



# Cat® 657G Wheel Tractor-Scraper

ITEM NUMBER

**85175**

Scale 1:50

13½ x 3⅞ x 4⅞ in.  
342 x 91 x 105mm



# Cat® 906M Wheel Loader

**NEW**



ITEM NUMBER  
**85557**

Scale 1:50

4 $\frac{3}{8}$  x 1 $\frac{5}{8}$  x 2 $\frac{1}{8}$  in.  
113 X 42 X 55 mm

# Cat® 910K Wheel Loader



ITEM NUMBER

**85294**

Scale 1:32

7¼ x 3 x 4 in.  
198 x 78 x 102mm

# Cat® 930K Wheel Loader

ITEM NUMBER


**85266**

Scale 1:50

6 $\frac{1}{8}$  x 2 $\frac{1}{8}$  x 3 $\frac{1}{8}$  in.  
155 x 54 x 80mm



PALLET FORK



# Cat® 938K Wheel Loader




ITEM NUMBER  
**85228**

Scale 1:50

6 $\frac{5}{8}$  x 2 $\frac{1}{8}$  x 3 $\frac{3}{8}$  in.  
163 x 55 x 85mm

PALLET FORK



# Cat® 950M Wheel Loader

ITEM NUMBER

**85914**

Scale 1:50

6¾ x 2¾ x 2¾ in.  
171 x 59 x 71 mm



# Cat® 966M Wheel Loader



ITEM NUMBER

**85928**

Scale 1:50

7½ x 2½ x 2½ in.  
180 x 64 x 73 mm

# Cat® 972M Wheel Loader

ITEM NUMBER

**85927**

Scale 1:50

7 $\frac{3}{8}$  x 2 $\frac{1}{2}$  x 2 $\frac{1}{8}$  in.  
186 x 65 x 73 mm





# Cat® 980K Wheel Loader

Rock Configuration

ITEM NUMBER

**85296**

Scale 1:50

7 $\frac{1}{8}$  x 2 $\frac{7}{8}$  x 3 $\frac{1}{4}$  in.  
200 x 73 x 83 mm



# Cat® 980M Wheel Loader



ITEM NUMBER

**85543**

Scale 1:50

7 $\frac{1}{8}$  x 2 $\frac{1}{8}$  x 3 $\frac{1}{4}$  in.  
200 x 73 x 83 mm

# Cat<sup>®</sup> 982M Wheel Loader



ITEM NUMBER

**85292**

Scale 1:50

7¼ x 2⅞ x 3¼ in.

198 x 72 x 83 mm

# Cat® 988K Wheel Loader

ITEM NUMBER

**85901**

Scale 1:50

10 $\frac{1}{8}$  x 3 $\frac{1}{8}$  x 3 $\frac{1}{2}$  in.  
256 x 80 x 90 mm



# Cat<sup>®</sup> 993K Wheel Loader



ITEM NUMBER

**85257**

Scale 1:50

13 $\frac{1}{8}$  x 4 $\frac{1}{2}$  x 5 $\frac{1}{4}$  in.  
335 x 114 x 132mm

# Cat® 994K Wheel Loader

Rock Configuration



ITEM NUMBER

**85505**

Scale 1:50

15 $\frac{1}{8}$  x 5 $\frac{7}{8}$  x 5 $\frac{1}{8}$  in.  
403 x 136 x 150 mm

# Cat® 994K Wheel Loader

Coal Configuration



ITEM NUMBER

**85533**

Scale 1:50

15¾ x 5½ x 5⅝ in.  
400 x 141 x 150 mm

# Cat® 963K Track Loader

ITEM NUMBER

**85572**

Scale 1:50

5 $\frac{1}{8}$  x 2 $\frac{1}{8}$  x 3 in.  
150 X 54 X 74 mm



**NEW**



# Cat® 420F2 IT Backhoe Loader

ITEM NUMBER

**85233**

Scale 1:50

6¾ x 2¼ x 3 in.  
168 x 55 x 75mm



AUGER



MATERIAL ARM



PALLET FORK



H70  
HAMMER



# Cat® 432F2 Side Shift Backhoe Loader



ITEM NUMBER

**85249**

Scale 1:50

6 5/8 x 2 1/4 x 3 in.  
168 x 55 x 75mm

AUGER



MATERIAL ARM



PALLET FORK



H70  
HAMMER



# Cat® 740B Articulated Truck

ITEM NUMBER

**85501**

Scale 1:50

8¾ x 3¼ x 3¼ in.  
223 x 79 x 82 mm



# Cat<sup>®</sup> 740B EJ Articulated Truck

ITEM NUMBER

**85500**

Scale 1:50

9 $\frac{3}{8}$  x 3 $\frac{1}{8}$  x 3 $\frac{1}{4}$  in.  
237 x 79 x 82 mm



# Cat® 745 Articulated Truck

**NEW**



REMOVABLE SAND LOAD INCLUDED



ITEM NUMBER

**85528**

Scale 1:50

8 $\frac{1}{2}$  x 3 x 3 in.  
227 x 76 x 76 mm

**HIGH LINE**  
SERIES™

OFF-HIGHWAY TRUCKS | 53

# Cat® 775G Off-Highway Truck

ITEM NUMBER

**85909**

Scale 1:50

8½ x 4½ x 3½ in.

207 x 117 x 93 mm



# Cat® 793F Mining Truck



ITEM NUMBER

**85273**

Scale 1:50

10 $\frac{1}{8}$  x 6 $\frac{5}{8}$  x 5 $\frac{1}{2}$  in.  
275 x 167 x 140mm

# Cat® 795F AC Mining Truck



ITEM NUMBER

**85515**

Scale 1:50

12 $\frac{1}{2}$  x 7 $\frac{1}{2}$  x 6 $\frac{1}{8}$  in.  
320 x 190 x 168mm

**HIGH LINE**  
SERIES™



# Cat<sup>®</sup> 797F Mining Truck



ITEM NUMBER

**85206**

Scale 1:50

11¾ x 7¾ x 6⅝ in.  
300 x 198 x 163mm

# Cat® 793F Mining Truck



ITEM NUMBER  
**85518**

Scale 1:125

4 $\frac{3}{8}$  x 2 $\frac{1}{2}$  x 2 $\frac{1}{8}$  in.  
110 x 65 x 54mm

# Cat® 12M3 Motor Grader



ITEM NUMBER

**85519**

Scale 1:50

8 x 2 $\frac{7}{8}$  x 2 $\frac{5}{8}$  in.  
203 x 74 x 66 mm

# Cat® 140M Motor Grader



ITEM NUMBER

**85236**

Scale 1:50

8 x 2 $\frac{1}{8}$  x 2 $\frac{1}{8}$  in.  
204 x 74 x 67 mm

# Cat® 140M3 Motor Grader

ITEM NUMBER

**85544**

Scale 1:50

8 $\frac{1}{8}$  x 3 $\frac{3}{8}$  x 2 $\frac{7}{8}$  in.  
205 x 86 x 72 mm



**NEW**

**HIGH LINE**  
SERIES™

MOTOR GRADERS | 61

# Cat® 14M Motor Grader

ITEM NUMBER

**85189**

Scale 1:50

8 $\frac{5}{8}$  x 3 $\frac{3}{8}$  x 2 $\frac{1}{8}$  in.  
218 x 85 x 74 mm



# Cat® 14M3 Motor Grader

ITEM NUMBER

**85545**

Scale 1:50

8½ x 3¾ x 3¾ in.  
217 x 85 x 78 mm



**NEW**

# Cat® 16M3 Motor Grader



ITEM NUMBER

**85507**

Scale 1:50

9½ x 3⅞ x 3⅞ in.  
242 x 98 x 81 mm



# Cat® 18M3 Motor Grader

ITEM NUMBER

**85521**

Scale 1:50

9½ x 4¾ x 3⅜ in.  
242 x 110 x 81 mm



# Cat® 18M3 Motor Grader

Black Finish

ITEM NUMBER

**85522**

Scale 1:50

9½ x 4¾ x 3⅞ in.  
242 x 110 x 81 mm



# Cat<sup>®</sup> 24 Motor Grader

ITEM NUMBER  
**85552**

Scale 1:50

13¼ x 5¼ x 3⅞ in.  
336 x 146 x 99 mm

**NEW**



*Real Machine Shown  
Model May Vary Slightly*

# Cat® 242D Skid Steer Loader



ITEM NUMBER

**85525**

Scale 1:50

2 $\frac{7}{8}$  x 1 $\frac{1}{4}$  x 1 $\frac{5}{8}$  in.  
74 x 31 x 42 mm

GENERAL PURPOSE BUCKET



LIGHT MATERIAL BUCKET



FORK



GRAPPLE



# Cat<sup>®</sup> 259D Compact Track Loader

ITEM NUMBER

**85526**

Scale 1:50

3 x 1 $\frac{1}{4}$  x 1 $\frac{1}{8}$  in.  
76 x 34 x 42 mm



GENERAL PURPOSE BUCKET



LIGHT MATERIAL BUCKET



FORK



GRAPPLE



# Cat® 568 LL Log Loader Configuration

ITEM NUMBER

**85922**

Scale 1:50

9½ x 3¼ x 4¾ in.  
243 x 78 x 121 mm



# Cat® 568 Road Builder Configuration

ITEM NUMBER

**85923**

Scale 1:50

8 $\frac{1}{2}$  x 3 $\frac{1}{8}$  x 3 $\frac{3}{4}$  in.  
219 x 78 x 95 mm



# Cat<sup>®</sup> 988K Wheel Loader with Log Grapple

ITEM NUMBER

**85917**

Scale 1:50

10 $\frac{1}{8}$  x 2 $\frac{7}{8}$  x 3 $\frac{5}{8}$  in.  
275 x 72 x 92 mm





# Cat® 555D Wheel Skidder

ITEM NUMBER

**85932**

Scale 1:50

7 x 2 $\frac{1}{8}$  x 3 $\frac{1}{8}$  in.  
177 x 72 x 78 mm



# Cat® 3049 Material Handler

ITEM NUMBER

**85919**

Scale 1:50

11½ x 3 x 5½ in.  
296 x 78 x 130mm



# Cat® TH407C Telehandler



ITEM NUMBER

**85278**

Scale 1:32

8¼ x 3¾ x 3½ in.  
209 x 86 x 88mm

BUCKET



PALLET FORK



# Cat® R3000H Underground Mining Loader

ITEM NUMBER  
**85297**

Scale 1:50

9¼ x 2¼ x 2½ in.  
236 x 72 x 62mm



WORKING LED LIGHTS



# Cat<sup>®</sup> AD60 Underground Articulated Truck

ITEM NUMBER  
**85516**

Scale 1:50

9½ x 2½ x 3⅞ in.  
242 x 72 x 72mm



WORKING LED LIGHTS



REMOVABLE ROCK LOAD INCLUDED





Evolution Series models are mounted on special bases and placed in quality flip-top packaging, protected by a black outer sleeve. A full-color booklet, included with the models, traces machine evolution in words and pictures.



*Diecast Masters pays homage to the rich history and remarkable sweep of earthmoving technology, beginning with some of the earliest machines and extending to the most recent.*

# Wheel Loader Evolution Series

**NEW**

## Cat® 966A Wheel Loader

*Circa 1960-1963*

5½ x 2½ x 2¼ in. | 129 x 54 x 70 mm

ITEM NUMBER

**85558**

Scale 1:50



## Cat® 966M Wheel Loader

*Circa 2014-Present Day*

7½ x 2½ x 2¼ in. | 180 x 64 x 73 mm



*Includes detailed 44-page booklet.*



# Track Loader Evolution Series

## Cat® 963K Track Loader

*Circa 2015-Present Day*

5 7/8 x 2 1/2 x 3 in. | 150 X 54 X 74 mm

**NEW**



## Cat® 977D Traxcavator

*Circa 1955-1960*

5 x 2 1/2 x 2 3/4 in. | 128 x 53 x 69 mm

ITEM NUMBER

**85559**

Scale 1:50



*Includes detailed 44-page booklet.*





# *Commemorative*


S E R I E S



*Distinctive models ideal for gifts and recognition, in flip-top display packaging.*

# Cat® D11T Track-Type Tractor

Copper Finish



ITEM NUMBER

**85517**

Scale 1:50

9½ x 5¼ x 4⅞ in.  
240 x 132 x 105mm

# Cat® 390F L Hydraulic Excavator

Gunmetal Finish

ITEM NUMBER

**85547**

Scale 1:50

11 x 3 $\frac{3}{4}$  x 4 in.

278 x 92 x 103 mm



# ELITE 1:125

*Big Machines That Fit  
In the Palm of Your Hand*



Elite Series models are packaged in flip-top silver boxes and mounted on mirrored bases. Full specifications for the real machines are imprinted on the inside cover of the package.

*Five of the Largest Cat® Machines, Presented in Exquisite 1:125 Scale*

## Cat® 994K Wheel Loader



ITEM NUMBER  
**85535**

Scale 1:125

6¼ x 2½ x 2½ in.  
160 x 55 x 61 mm

**NEW**

ITEM NUMBER  
**85536**

Scale 1:125

5 x 3¼ x 2½ in.  
126 x 83 x 63 mm

## Cat® 797 Mining Truck



## Cat® 390F L Hydraulic Excavator



ITEM NUMBER  
**85537**

Scale 1:125

4¾ x 1¾ x 2 in.  
108 x 36 x 51 mm

# Cat® D11T Track-Type Tractor



ITEM NUMBER  
**85538**

Scale 1:125

3 $\frac{3}{8}$  x 2 $\frac{1}{8}$  x 1 $\frac{1}{2}$  in.  
92 x 53 x 38 mm

**NEW**



*All Elite 1:125 Series models  
are mounted on mirrored bases.*

ITEM NUMBER  
**85539**

Scale 1:125

5 $\frac{1}{8}$  x 2 $\frac{1}{4}$  x 1 $\frac{1}{8}$  in.  
135 x 58 x 40 mm



# Cat® 24M Motor Grader



# HO SERIES



*Packaged in collectible metal tins.*

# Cat® 966M Wheel Loader

ITEM NUMBER

**85948**

Scale 1:87

3<sup>7</sup>/<sub>8</sub> x 1<sup>1</sup>/<sub>2</sub> x 1<sup>1</sup>/<sub>8</sub> in.  
99 x 37 x 42 mm





# Cat® 972M Wheel Loader



ITEM NUMBER

**85949**

Scale 1:87

4 x 1½ x 1½ in.  
103 x 37 x 42 mm

# Cat® 12M3 Motor Grader



ITEM NUMBER

**85520**

Scale 1:87

4 $\frac{1}{8}$  x 1 $\frac{3}{4}$  x 1 $\frac{1}{2}$  in.

117 x 43 x 38 mm

# Cat<sup>®</sup> 730 Articulated Truck

ITEM NUMBER

**85130**

Scale 1:87

4¾ x 1½ x 2 in.  
120 x 37 x 49mm



# Cat® 627G Wheel Tractor Scraper

ITEM NUMBER

**85134**

Scale 1:87

6 $\frac{1}{8}$  x 1 $\frac{3}{4}$  x 2 $\frac{1}{4}$  in.  
155 x 45 x 57mm



# Cat® M318D Wheeled Excavator

ITEM NUMBER

**85177**

Scale 1:87

4¼ x 1⅞ x 1⅞ in.  
107 x 42 x 49mm



# Cat® D9T Track-Type Tractor

ITEM NUMBER

**85209**

Scale 1:87

4 $\frac{3}{8}$  x 2 $\frac{1}{2}$  x 2 $\frac{1}{4}$  in.  
110 x 62 x 57mm



# Cat<sup>®</sup> 772 Off-Highway Truck



ITEM NUMBER

**85261**

Scale 1:87

4¼ x 2½ x 2¼ in.  
108 x 66 x 58mm

# Cat® 320D L Hydraulic Excavator



ITEM NUMBER

**85262**

Scale 1:87

4 $\frac{5}{8}$  x 1 $\frac{3}{4}$  x 1 $\frac{1}{8}$  in.  
117 x 45 x 48mm



# Cat<sup>®</sup> 450E Backhoe Loader

ITEM NUMBER

**85263**

Scale 1:87

4 $\frac{3}{4}$  x 2 $\frac{1}{4}$  x 1 $\frac{1}{8}$  in.  
110 x 56 x 47mm



# EMD SD70ACe-T4 Locomotives

ITEM NUMBER  
**85546**

Scale 1:87

10¾ x 1½ x 2¼ in.  
273 x 42 x 55 mm



Yellow/Black



Blue/Green

ITEM NUMBER  
**85534**

Scale 1:87

10¾ x 1½ x 2¼ in.  
273 x 42 x 55 mm

# CORE CLASSICS™



*A special collection of the most popular Cat® models ever made.*

# CORE CLASSICS™

## HYDRAULIC EXCAVATORS

85129c	1:50 Cat® 308C Mini Hydraulic Excavator	101
85214c	1:50 Cat® 320D L Hydraulic Excavator	102
85280c	1:50 Cat® 320D L Hydraulic Excavator with Hammer	103
85199c	1:50 Cat® 330D L Hydraulic Excavator	104
85277c	1:50 Cat® 330D L Hydraulic Excavator with Shear	105
85908c	1:50 Cat® 340D L Hydraulic Excavator	106
85098c	1:50 Cat® 5110B Hydraulic Excavator	107
85160c	1:50 Cat® 365C Front Shovel	108
85171c	1:50 Cat® M316D Wheeled Excavator	109

## TRACK-TYPE TRACTORS

85910c	1:50 Cat® D6R Track-Type Tractor	110
85099c	1:50 Cat® D8R Track-Type Tractor	111
85299c	1:50 Cat® D8T Track-Type Tractor	112
85158c	1:50 Cat® D10T Track-Type Tractor	113
85025c	1:50 Cat® D11R Track-Type Tractor	114

## WHEEL TRACTOR-SCRAPERS

85097c	1:50 Cat® 623G Elevating Scraper	115
--------	----------------------------------	-----

## WHEEL AND TRACK LOADERS

85213c	1:50 Cat® 906H Compact Wheel Loader	116
85057c	1:50 Cat® 924G Versalink Wheel Loader	117
85907c	1:50 Cat® 950 GC Wheel Loader	118
85196c	1:50 Cat® 950H Wheel Loader	119
85027c	1:50 Cat® 980G Wheel Loader	120

85289c	1:50 Cat® 980K Wheel Loader – Material Handling Configuration	121
85161c	1:50 Cat® 994F Wheel Loader	122
85194c	1:50 Cat® 963D Track Loader	123

## BACKHOE LOADERS

85143c	1:50 Cat® 420E IT Backhoe Loader	124
85149c	1:50 Cat® 432E Side Shift Backhoe Loader	125

## OFF-HIGHWAY TRUCKS

85073c	1:50 Cat® 725 Articulated Truck	126
85551c	1:50 Cat® 770 Off-Highway Truck	127
85104c	1:50 Cat® 777D Off-Highway Truck	128
85174c	1:50 Cat® 793D Mining Truck	129

## MOTOR GRADERS

85030c	1:50 Cat® 140H Motor Grader	130
85264c	1:50 Cat® 24M Motor Grader	131

## LIFT TRUCKS

85223c	1:25 Cat® P5000 Lift Truck	132
85256c	1:25 Cat® DP25N Lift Truck	133
85504c	1:25 Cat® EP16(C)PNY Lift Truck	134

## ENGINES AND GENERATORS

85139c	1:12 Cat® C15 ACERT™ Diesel Engine	135
85238c	1:25 Cat® G3516 Gas Engine	136
85100c	1:25 Cat® 3516B Package Generator Set	137

## MATERIAL HANDLER

85080c	1:50 Cat® 345B Series II Material Handler	138
--------	-------------------------------------------	-----

## COMPACT CONSTRUCTION

85167c	1:32 Cat® 272C Skid Steer Loader	139
85226c	1:32 Cat® 299C Compact Track Loader	140

## UNDERGROUND MINING

85140c	1:50 Cat® R1700G LHD Underground Mining Loader	141
85191c	1:50 Cat® AD45B Underground Articulated Truck	142

## COMPACTORS

85132c	1:50 Cat® CB534D XW Vibratory Asphalt Compactor	143
85205c	1:50 Cat® 836H Landfill Compactor	144

## ON-HIGHWAY TRUCKS

85290c	1:50 Cat® CT660 Dump Truck – Yellow and Black	145
85502c	1:50 Cat® CT660 Dump Truck – Red and Silver	146

# Cat® 308C Mini Hydraulic Excavator

ITEM NUMBER

**85129c**

Scale 1:50

4 $\frac{1}{8}$  x 2 x 2 $\frac{3}{4}$  in.  
112 X 50 X 70mm



# Cat® 320D L Hydraulic Excavator



ITEM NUMBER  
**85214c**

Scale 1:50

7 $\frac{1}{8}$  x 2 $\frac{1}{2}$  x 2 $\frac{3}{4}$  in.  
187 X 65 X 70mm

# Cat® 320D L Hydraulic Excavator with Hammer

ITEM NUMBER

**85280c**

Scale 1:50

7½ x 2¾ x 3¼ in.

190 X 68 X 80mm



# Cat® 330D L Hydraulic Excavator



ITEM NUMBER  
**85199c**

Scale 1:50

8¾ x 2⅝ x 3⅓ in.  
223 X 67 X 79mm



# Cat® 330D L Hydraulic Excavator with Shear



ITEM NUMBER

**85277c**

Scale 1:50

8 $\frac{1}{4}$  x 2 $\frac{3}{4}$  x 3 in.  
225 X 71 X 75mm

# Cat® 340D L Hydraulic Excavator

ITEM NUMBER

**85908c**

Scale 1:50

8¾ x 3 x 3⅞ in.  
223 x 75 x 97 mm



# Cat® 5110B Hydraulic Excavator

ITEM NUMBER

**85098c**

Scale 1:50

12 x 4¼ x 5 in.  
306 X 120 X 126mm



# Cat® 365C Front Shovel



ITEM NUMBER  
**85160c**

Scale 1:50

8½ x 3½ x 4 in.  
227 X 87 X 102mm

# Cat® M316D Wheeled Excavator

ITEM NUMBER  
**85171c**

Scale 1:50

6 $\frac{5}{8}$  x 2 $\frac{1}{4}$  x 2 $\frac{3}{4}$  in.  
169 X 56 X 70mm



# Cat® D6R Track-Type Tractor

ITEM NUMBER

**85910c**

Scale 1:50

5½ x 2½ x 2¾ in.  
136 X 65 X 69mm



# Cat® D8R Series II Track-Type Tractor

ITEM NUMBER  
**85099c**

Scale 1:50

6¼ x 3¾ x 3⅜ in.  
160 X 84 X 78mm



# Cat® D8T Track-Type Tractor

ITEM NUMBER

**85299c**

Scale 1:50

6¼ x 3⅞ x 2⅞ in.  
160 x 80 x 72 mm





# Cat® D10T Track-Type Tractor

ITEM NUMBER

**85158c**

Scale 1:50

7½ X 3½ X 3½ in.  
188 x 99 x 90 mm



# Cat® D11R Track-Type Tractor

ITEM NUMBER  
**85025c**

Scale 1:50

8 $\frac{5}{8}$  x 5 x 3 $\frac{3}{4}$  in.  
218 X 128 X 96mm



# Cat® 623G Elevating Scraper



ITEM NUMBER  
**85097c**

Scale 1:50

10% x 3 x 3½ in.  
264 X 75 X 90mm

# Cat<sup>®</sup> 906H Compact Wheel Loader

ITEM NUMBER

**85213c**

Scale 1:50

4 $\frac{3}{8}$  x 1 $\frac{1}{8}$  x 2 $\frac{1}{8}$  in.  
113 X 42 X 55mm



# Cat® 924G Versalink Wheel Loader

ITEM NUMBER

**85057c**

Scale 1:50

5¼ x 2 x 2¾ in.  
145 X 51 X 67mm



# Cat® 950 GC Wheel Loader

ITEM NUMBER  
**85907c**

Scale 1:50

6 $\frac{1}{2}$  x 2 $\frac{1}{2}$  x 3 in.  
169 x 61 x 76 mm



**NEW**

**CORE CLASSICS™**

**WHEEL AND TRACK LOADERS | 118**

# Cat® 950H Wheel Loader



ITEM NUMBER  
**85196c**

Scale 1:50

6 $\frac{3}{8}$  x 2 $\frac{3}{8}$  x 2 $\frac{1}{8}$  in.  
161 X 60 X 72mm

# Cat<sup>®</sup> 980G Wheel Loader

ITEM NUMBER

**85027c**

Scale 1:50

8 $\frac{1}{8}$  x 2 $\frac{5}{8}$  x 3 $\frac{3}{8}$  in.  
206 X 67 X 84mm





# Cat® 980K Wheel Loader

Material Handling Configuration



ITEM NUMBER

**85289c**

Scale 1:50

7 $\frac{7}{8}$  x 2 $\frac{3}{4}$  x 3 $\frac{1}{4}$  in.

195 x 69 x 83 mm

# Cat® 994F Wheel Loader



ITEM NUMBER

**85161c**

Scale 1:50

13¼ x 4½ x 5½ in  
338 x 113 x 140 mm

# Cat<sup>®</sup> 963D Track Loader



ITEM NUMBER

**85194c**

Scale 1:50

5 $\frac{1}{8}$  x 2 $\frac{1}{8}$  x 3 in.  
150 X 54 X 74mm

# Cat® 420E IT Backhoe Loader

ITEM NUMBER  
**85143c**

Scale 1:50

7 x 2½ x 2¾ in.  
180 X 55 X 70mm



# Cat® 432E Side Shift Backhoe Loader



ITEM NUMBER

**85149c**

Scale 1:50

7 x 2 $\frac{1}{8}$  x 2 $\frac{1}{4}$  in.  
180 X 55 X 70mm

# Cat<sup>®</sup> 725 Articulated Truck

ITEM NUMBER  
**85073c**

Scale 1:50

7 $\frac{1}{8}$  x 2 $\frac{3}{4}$  x 3 $\frac{1}{8}$  in.  
199 X 70 X 78mm



# Cat® 770 Off-Highway Truck

**NEW**



ITEM NUMBER

**85551c**

Scale 1:50

7 $\frac{7}{8}$  x 3 $\frac{3}{4}$  x 3 $\frac{1}{4}$  in.

181 x 96 x 84 mm

*Prototype Shown  
Model May Vary Slightly*

**CORE CLASSICS™**

**OFF-HIGHWAY TRUCKS | 127**

# Cat® 777D Off-Highway Truck



ITEM NUMBER  
**85104c**

Scale 1:50

7¼ x 4¼ x 4 in.  
196 X 120 X 102mm



# Cat® 793D Mining Truck



ITEM NUMBER  
**85174c**

---

Scale 1:50

---

11 x 6 $\frac{5}{8}$  x 5 $\frac{7}{8}$  in.  
279 X 170 X 150mm

# Cat® 140H Motor Grader



ITEM NUMBER  
**85030c**

Scale 1:50

7 $\frac{1}{8}$  x 2 $\frac{1}{4}$  x 2 $\frac{5}{8}$  in.  
200 X 58 X 68mm

# Cat® 24M Motor Grader



ITEM NUMBER

**85264c**

Scale 1:50

13 x 5 $\frac{3}{4}$  x 3 $\frac{3}{8}$  in.  
331 x 145 x 98 mm

# Cat® P5000 Lift Truck

ITEM NUMBER

**85223c**

Scale 1:25

5½ x 1½ x 3¼ in.  
143 X 47 X 84mm



# Cat® DP25N Lift Truck

ITEM NUMBER

**85256c**

Scale 1:25

5½ x 1¼ x 3¼ in.  
143 X 47 x 84mm



# Cat® EP16(C)PNY Lift Truck

ITEM NUMBER  
**85504c**

Scale 1:25

4 $\frac{5}{8}$  x 1 $\frac{3}{4}$  x 3 $\frac{3}{8}$  in.  
117 X 43 X 85mm



# Cat® C15 ACERT™ Diesel Engine



ITEM NUMBER

**85139c**

Scale 1:12

7¼ x 4¼ x 4¾ in.  
185 x 107 x 121 mm

# Cat® G3516 Gas Engine

ITEM NUMBER

**85238c**

Scale 1:25

7¼ x 4¼ x 3⅞ in.  
185 x 107 x 97 mm





# Cat® 3516B Package Generator Set

ITEM NUMBER

**85100c**

Scale 1:25

9¼ x 4¼ x 4⅞ in.  
234 X 107 X 124mm



# Cat® 345B Series II Material Handler



ITEM NUMBER  
**85080c**

Scale 1:50

13¼ x 3½ x 5½ in.  
350 X 90 X 150mm

# Cat® 272C Skid Steer Loader

ITEM NUMBER  
**85167c**

Scale 1:32

4¼ x 1⅞ x 2½ in.  
105 X 47 X 64mm



PALLET FORK



GRAPPLE BUCKET



# Cat<sup>®</sup> 299C Compact Track Loader

ITEM NUMBER

**85226c**

Scale 1:32

4¼ x 1½ x 2½ in.  
105 X 47 X 64mm



PALLET FORK



GRAPPLE BUCKET



# Cat® R1700G LHD Underground Mining Loader

ITEM NUMBER

**85140c**

Scale 1:50

8¾ x 2¾ x 2¼ in.  
223 X 61 X 57mm



# Cat® AD45B Underground Articulated Truck



ITEM NUMBER  
**85191c**

Scale 1:50

8¾ x 2½ x 2½ in.  
223 X 68 X 67mm

# Cat<sup>®</sup> CB534D XW Vibratory Asphalt Compactor

ITEM NUMBER

**85132c**

Scale 1:50

4 x 1 $\frac{1}{8}$  x 2 $\frac{1}{2}$  in.  
102 X 46 X 63mm



# Cat® 836H Landfill Compactor

ITEM NUMBER  
**85205c**

Scale 1:50

8½ x 4¼ x 3¾ in.  
207 X 105 X 93mm





# Cat<sup>®</sup> CT660 Dump Truck

Yellow and Black

ITEM NUMBER

**85290c**

Scale 1:50

7 x 2½ x 3⅜ in.  
176 X 64 X 79mm



# Cat® CT660 Dump Truck

Red and Silver



ITEM NUMBER  
**85502c**

Scale 1:50

7 x 2½ x 3½ in.  
176 X 64 X 79mm

# Index by Item Number

Item	Page
85025c	114
85027c	120
85030c	130
85057c	117
85073c	126
85080c	138
85097c	115
85098c	107
85099c	111
85100c	137
85104c	128
85129c	101
85130	91
85132c	143
85134	92
85139c	135
85140c	141
85143c	124
85149c	125
85158c	113
85160c	108
85161c	122
85167c	139
85171c	109
85174c	129

Item	Page
85175	33
85177	93
85189	62
85191c	142
85192	19
85194c	123
85196c	119
85197	20
85199c	104
85205c	144
85206	57
85209	94
85212	26
85213c	116
85214c	102
85223c	132
85224	21
85226c	140
85228	37
85233	49
85235	30
85236	60
85238c	136
85239	5
85241	12

Item	Page
85249	50
85256c	133
85257	45
85261	95
85262	96
85263	97
85264c	131
85266	36
85272	29
85273	55
85274	15
85277c	105
85278	75
85279	13
85280c	103
85281	18
85284	16
85289c	121
85290c	145
85292	43
85294	35
85296	41
85297	76
85299c	112
85500	52

Item	Page
85501	51
85502c	146
85504c	134
85505	46
85507	64
85508	17
85515	56
85516	77
85517	82
85518	58
85519	59
85520	90
85521	65
85522	66
85525	68
85526	69
85528	53
85532	25
85533	47
85534	98
85535	85
85536	85
85537	85
85538	86
85539	86

Item	Page
85543	42
85544	61
85545	63
85546	98
85547	83
85551c	127
85552	67
85555	22
85557	34
85558	79
85559	80
85565	27
85566	23
85567	28
85569	6
85570	7
85571	8
85572	48
85901	44
85907c	118
85908c	106
85909	54
85910c	110
85914	38
85917	72

Item	Page
85919	74
85920	31
85921	32
85922	70
85923	71
85924	10
85925	11
85927	40
85928	39
85931	9
85932	73
85943	14
85944	24
85948	88
85949	89

**ELITE**  
1:125

**A DIECAST MASTERS EXCLUSIVE**

# Five of the Largest Cat® Machines, Presented in Exquisite 1:125 Scale

*Full details pages 84-86*



**NEW**

**DiecastMasters.com**



*Real Replicas*

**14+**

Diecast Masters scale models are adult collectibles, not toys. Not intended for children under 14.

[www.cat.com](http://www.cat.com) / [www.caterpillar.com](http://www.caterpillar.com)



© 2018 Caterpillar. All Rights Reserved. CAT, CATERPILLAR, BUILT FOR IT, their respective logos, "Caterpillar Yellow," the "Power Edge" trade dress as well as corporate and product identity used herein, are trademarks of Caterpillar and may not be used without permission.

Diecast Masters Company Limited,  
a licensee of Caterpillar Inc.

© 2018 Diecast Masters Company Limited  
Room 1801-5, 18/F  
King Palace Plaza  
52A Sha Tsui Road  
Tsuen Wan, N.T., Hong Kong

Printed in China 1/18